

5 Tips for Increasing Communication Participation During the Holidays

DynaVox V and Vmax
Ideas for Successful Use in the Classroom

Issue 18, October 2010

It is hard to believe that the holiday season is quickly approaching. Get kids who use AAC ready for holiday fun by using some of the pre-made pages and great software features your DynaVox V/Vmax has to offer.

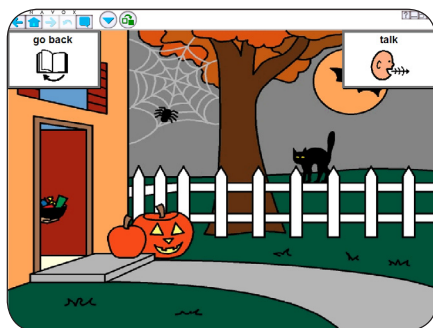
TIP 1: EXPLORE THE PRE-MADE HOLIDAY PAGES FOUND WITHIN INTERAECT.

Provide AAC users with the vocabulary necessary to participate in holiday activities. The DynaVox V/Vmax (M3 and Maestro too!) comes preloaded with several pages created specifically for many of the upcoming holidays.



HINT

You will find that many of the popup pages do not have vocabulary programmed into the buttons. These buttons were purposely left blank so that you can add the vocabulary that is specific to your child's family holiday traditions and events.



Halloween Programming hints:

- Add the child's favorite candy treats.
- Program silly trick-or-treat rhymes.
- Add Halloween costume ideas and let the child choose their favorite.



HINT: Search for silly Halloween sounds pre-programmed into some of the buttons!

* Keep in mind that the child may not take their device with them when they participate in trick-or-treat, but they can use the Halloween pages to tell others about their experience. They can also use the pages prior to Halloween to help them know what to expect.



Christmas Programming hints:




HINT: Use the food pages to create a shopping list for baking holiday treats!



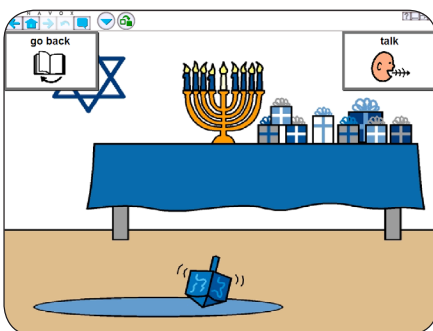
HINT: Use the Print feature to print out a holiday wish list letter.

- Add items needed to decorate the tree (e.g., lights) on the Christmas tree popup.
- Add "guesses" on the gift popup (e.g., "I think it is a DVD.") or a holiday toy wish list.
- Add unique family traditions.



Thanksgiving Programming hints:

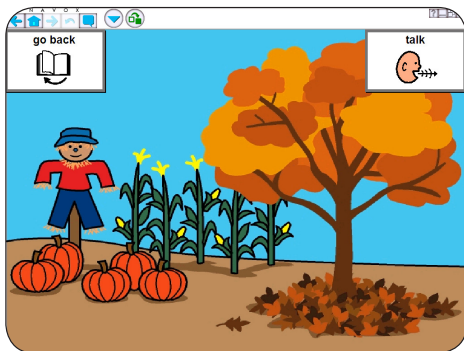
- Program a Thanksgiving prayer or speech.
- Add accolades to the cook (e.g., "Grandma, this food is delicious!").
- Add unique family traditions.



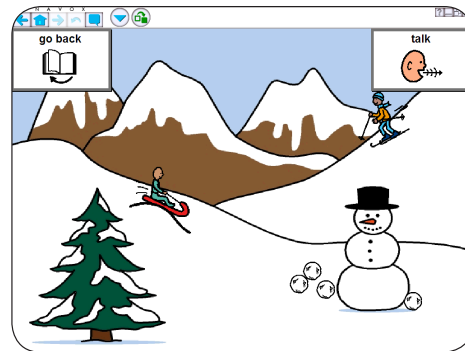
Hanukkah Programming hints:

- Program messages about lighting the Menorah each night.
- Program the dreidle rules and numbers for counting out coins (or link to the numbers popup already in the system).
- Add "guesses" on the gift popup (e.g., "I think it is a game.")
- Add unique family traditions.





HINT: You can also use the winter and fall pages for seasonal instruction activities.



HINT

If you will be baking this holiday season take a look at the Making Cookies Practice video on the Implementation Toolkit. This 4 ½ minute video provides messages and situations with which an AAC user can interact. This video is best used in combination with our "Lesson/Therapy Plans – InterAACT –Combining the Language Elements" resource in which a script containing the AAC user's messages and locations of messages are available. <http://www.dynavoxtech.com/training/toolkit/details.aspx?id=354>.

TIP 2: DOWNLOAD A HOLIDAY EBOOK FROM BOOKSHARE.ORG.

Bookshare.org is a website that offers Accessible Books and Periodicals for Readers with Print Disabilities. It is free for all U.S. students with qualifying disabilities, thanks to an award from the U.S. Department of Education Office of Special Education Programs (OSEP). Bookshare offers approximately 90,000 digital books, textbooks, teacher-recommended reading, periodicals and assistive technology tools. Go to www.bookshare.org for membership information.



DID YOU KNOW? Your V/Vmax comes preloaded with The Wonderful Wizard of Oz eBook. Use this book to explore all of the eBook features. To learn more about how eBooks work on your DynaVox V/Vmax and Maestro, go to the DynaVox Knowledge Base for step-by-step directions. Use the key word search "eBook." <http://www.dynavoxtech.com/Support/search.aspx>

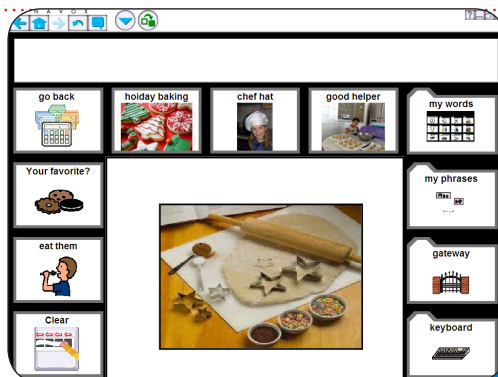
TIP 3: SING A SONG.

MP3 files can be easily downloaded into the device and placed on a specific button. This will allow the child to play holiday music for themselves or others. To learn more about MP3 files, visit the DynaVox Knowledge Base for step-by-step instructions. Use the key word search "MP3."



TIP 4: CREATE A DIGITAL PHOTO ALBUM.

Import digital photographs from past holidays to allow the child to share important information and family traditions. To learn more about digital photos, go to the DynaVox Knowledge Base for step-by-step directions. <http://www.dynavoxtech.com/Support/search.aspx>



TIP 5: USE THE CALENDAR PAGES TO PROGRAM SPECIAL EVENTS, PARTIES AND TRAVEL.

Use the Modify button to add symbols to the calendar pages. Communication messages can also be added to allow the child to share related information.

The calendar pages can be found in the Page Navigator in a folder called "Calendar Pages." If you find that your calendar pages are out of date, you can download an updated package from the DynaVox website. Go to <http://www.dynavoxtech.com> and click on the Downloads link at the top of the page.



EXTRA SPECIAL BONUS TIP: ALLOW STUDENTS TO PARTICIPATE IN HOLIDAY PLAYS AND PAGEANTS.

Poems and play scripts can easily be added to the device. To promote success when butterflies are fluttering, program one large button in the middle of the page with only the poem in it. That way the chances of a miss hit are drastically reduced.

